

This factsheet is as at 29 February 2024 unless otherwise specified.

Xtrackers MSCI World Financials UCITS ETF 1C

a sub fund of Xtrackers (IE) Plc

At a Glance

- Direct investment in Global Equities
- Provides diversified exposure to global developed market equities that are constituent members of the MSCI World Index and part of the Financials sector
- Sector Specific Exposure

Reference Index key features

The MSCI World Financials TRN Index aims to reflect the performance of the following market:

- Large and mid-cap companies from global developed markets part of the Financials sector as classified by GICS
- Weighted by free-float adjusted market capitalisation
- Reviewed on a quarterly basis

Additional information on the index, selection and weighting methodology is available at www.msci.com

Fund information	
ISIN	IE00BM67HL84
Share class currency	USD
Fund Currency	USD
Fund launch date	04 March 2016 (Launch date of merged sub-fund: 22 November 2010)
Domicile	Ireland
Portfolio Methodology	Direct Replication
Sub-Portfolio Manager	DWS Investments UK Ltd
Investment Manager	DWS Investment GmbH
Custodian	State Street Custodial Services (Ireland) Limited
All-in fee ¹	0.25% p.a.
Income treatment	Capitalising
NAV per Share	USD 28.18
Total Fund Assets	USD 380.28 Million
Total Shares Outstanding	13.50 Million
Reporting Fund	Yes
Annual security lending return ²	0.0360%

¹ Please see additional information / Glossary.

² Based on annual revenue from securities lending divided by average fund AuM over the past year or since the fund started securities lending (if less than one year ago)

Key Risks

- **The value of your investment may go down as well as up and past performance does not predict future returns. Investor capital may be at risk up to a total loss.**
- The Fund is exposed to the currency markets which may be highly volatile. Large price swings can occur in such markets within very short periods and may result in your investment suffering a loss.
- The value of an investment in shares will depend on a number of factors including, but not limited to, market and economic conditions, sector, geographical region and political events.
- The Fund has a focus on a single or narrow range of industry, sector or types of companies and performance may not reflect a rise in broader markets.

Listing and trading information			
Exchange	Bloomberg Ticker	Reuters RIC	Trading Currency
London Stock Exchange	XDWF LN	XDWF.L	USD
London Stock Exchange	XWFS LN	XWFS.L	GBP
SIX Swiss Exchange	XDWF SW	XDWF.S	CHF
Xetra	XDWF GY	XDWF.DE	EUR
Italian Stock Exchange	XDWF IM	XDWF.MI	EUR
BX Berne eXchange	XDWF BW	XDWF.BN	CHF

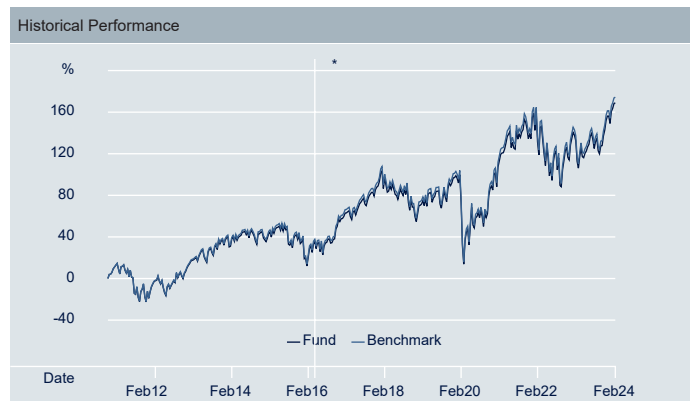
Cumulative performance figures						
	1 Month	3 Months	6 Months	1 Year	3 Years	Annualised Volatility
Share Class	3.71%	11.46%	16.60%	14.70%	29.96%	19.30%
Index	3.71%	11.48%	16.61%	14.58%	29.65%	18.98%
Tracking Difference	-0.00%	-0.02%	-0.01%	0.12%	0.31%	-
Tracking Error	0.02%	0.02%	0.03%	0.05%	0.04%	-

Calendar year performance figures						
	2019	2020	2021	2022	2023	YTD
Share Class	26.44%	-3.00%	27.92%	-10.10%	16.27%	5.24%
Index	26.41%	-2.84%	27.87%	-10.19%	16.16%	5.25%
Tracking Difference	0.03%	-0.17%	0.06%	0.09%	0.11%	-0.01%
Tracking Error	0.06%	0.29%	0.04%	0.05%	0.05%	0.02%

Rolling performance figures												
	2/14 - 2/15	2/15 - 2/16	2/16 - 2/17	2/17 - 2/18	2/18 - 2/19	2/19 - 2/20	2/20 - 2/21	2/21 - 2/22	2/22 - 2/23	2/23 - 2/24	Since launch	
Share Class	4.54%	-17.11%	35.04%	19.75%	-9.50%	-1.09%	19.69%	15.61%	-2.00%	14.70%	7.74%	
Index	-	-	-	19.81%	-9.50%	-1.10%	19.87%	15.57%	-2.09%	14.58%	-	
Tracking Difference	-	-	-	-0.06%	-0.00%	0.01%	-0.19%	0.04%	0.10%	0.12%	-	
Tracking Error	-	-	-	0.05%	0.05%	0.06%	0.30%	0.04%	0.05%	0.05%	-	

Past performance does not predict future returns.

THINK ETF. THINK X.



Source: DWS, Index Provider

***Restructuring event(s):** On 15 April 2016 db x-trackers MSCI World Financials Index UCITS ETF merged into db x-trackers MSCI World Financials Index UCITS ETF (DR). Fund performance prior to 15 April 2016 relates to db x-trackers MSCI World Financials Index UCITS ETF. Tracking Error and Tracking Difference calculations are reset on the merger date.

This factsheet is as at 29 February 2024 unless otherwise specified.

Top 10 ETF constituents		
Issuer	ISIN	Weight
JPMORGAN CHASE ORD	US46625H1005	5.64%
BERKSHIRE HATHWAY CL B ORD	US0846707026	5.58%
VISA INCORPORATION ORD	US92826C8394	4.73%
MASTERCARD ORD	US57636Q1040	4.16%
BK OF AMERICA CO ORD	US0605051046	2.57%
WELLS FARGO ORD	US9497461015	2.12%
HSBC HOLDINGS ORD	GB0005405286	1.58%
S&P GLOBAL INC ORD	US78409V1044	1.45%
AMERICAN EXPRESS ORD	US0258161092	1.43%
ROYAL BANK OF CANADA	CA7800871021	1.41%
ETF Fundamentals		
ETF PE Ratio (Forward)	12.67	
ETF PE Ratio (Trailing)	12.96	
Number of Securities in the Fund	235	

Source: DWS

Index information	
Index Name	MSCI World Financials TRN Index
Index Provider	MSCI INC.
Bloomberg Symbol	NDWUFNCL
Index Type	Total Return Net
Index Base Currency	USD
Index Rebalance Frequency	Quarterly

Source: Index Provider

Further information on Xtrackers

DWS Investments UK Limited
21 Moorfields
London EC2Y 9DB
United Kingdom

Hotline: +44 (0)20 7547 1747
Website: www.Xtrackers.com
E-Mail: Xtrackers@dws.com

Additional Information

A Glossary of Terms is available at Xtrackers.com.

ETF performance is shown on NAV basis, net of fees and index replication costs. Index performance is calculated on a total return basis. Volatility is calculated since launch of the share class.

Disclaimer

This document is intended for information purposes only and does not create any legally binding obligations on the part of DWS Group GmbH & Co. KGaA and/or its affiliates (DWS). This document has been prepared without consideration of the investment needs, objectives or financial circumstances of any investor. Without limitation, this document does not constitute an offer, an invitation to offer or a recommendation to enter into any transaction.

Before making an investment decision, investors need to consider, with or without the assistance of an investment adviser, whether the investments and strategies described or provided by DWS are appropriate in light of their particular investment needs, objectives and financial circumstances.

Information in this document has been obtained or derived from sources believed to be reliable and current. However, accuracy or completeness of the sources cannot be guaranteed.

This document is not directed to, or intended for distribution to or use by, any person or entity who is a citizen or resident of or located in any locality, state, country or other jurisdiction, including the United States, where such distribution, publication, availability or use would be contrary to law or regulation or which would subject DWS to any registration or licensing requirement within such jurisdiction not currently met within such jurisdiction. Persons into whose possession this document may come are required to inform themselves of, and to observe, such restrictions.

Xtrackers (IE) plc is an undertaking for collective investment in transferable securities (UCITS) in accordance with the applicable laws and regulations and set up as open-ended investment company with variable capital and segregated liability amongst its respective compartments.

Investors must buy and must usually sell shares in Xtrackers UCITS ETFs on a secondary market with the assistance of an intermediary (e.g. a stockbroker) and may incur fees for doing so. In addition, investors may pay more than the current net asset value when buying shares and may receive less than the current net asset value when selling them. Before making any investment decision, investors should refer to the Risk Factors in the Prospectus and Key Investor Information Document.

Tax treatment of the Xtrackers UCITS ETFs depends on the individual circumstances of each investor.

Xtrackers (IE) plc is incorporated in Ireland with registered number 393802 and has its registered office at 78 Sir John Rogerson's Quay, Dublin 2, Ireland. DWS Investment S.A. acts as the management company of Xtrackers (IE) plc. The Investment Company may decide to terminate the arrangements made for the marketing of this fund.

Any investment decision in relation to a fund should be based solely on the latest version of the prospectus, the audited annual and, if more recent, un-audited semi-annual reports and the Key Investor Information Document (KIID), all of which are available in English upon request to DWS Investment S.A., 2, Boulevard Konrad Adenauer, L-1115 Luxembourg or on www.Xtrackers.com. A summary of investor rights is available at www.etf.dws.com under "About Us – How to Complain?".

PAST PERFORMANCE DOES NOT PREDICT FUTURE RETURNS.

© DWS Investments UK Limited, 2024. Authorised and regulated by the Financial Conduct Authority.

Index Disclaimer

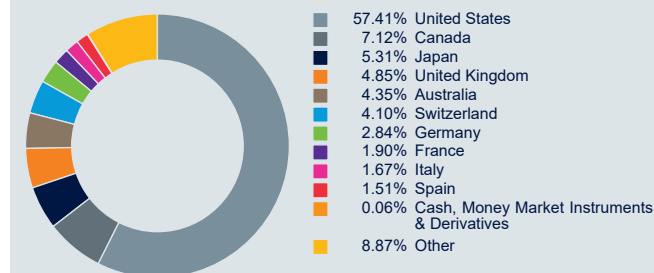
The funds or securities referred to herein are not sponsored, endorsed, or promoted by MSCI, and MSCI bears no liability with respect to any such funds or securities or any index on which such funds or securities are based. The Prospectus of Xtrackers MSCI World Financials UCITS ETF contains a more detailed description of the limited relationship MSCI has with Xtrackers and any related funds.

MSCI World Financials UCITS ETF

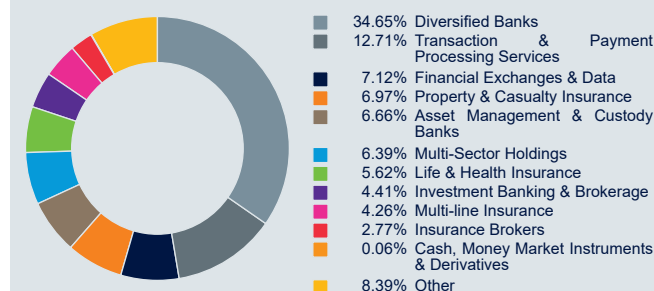
Source: DWS

Figures may not always add up to 100.00% due to rounding

ETF Composition by Countries



ETF Composition by Sectors



ETF Composition by Currencies

